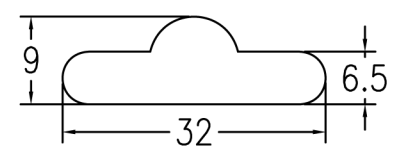
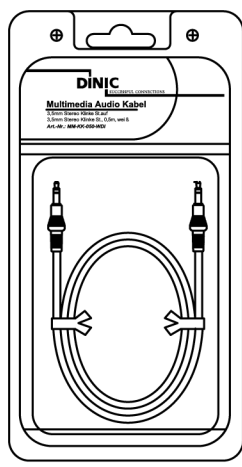
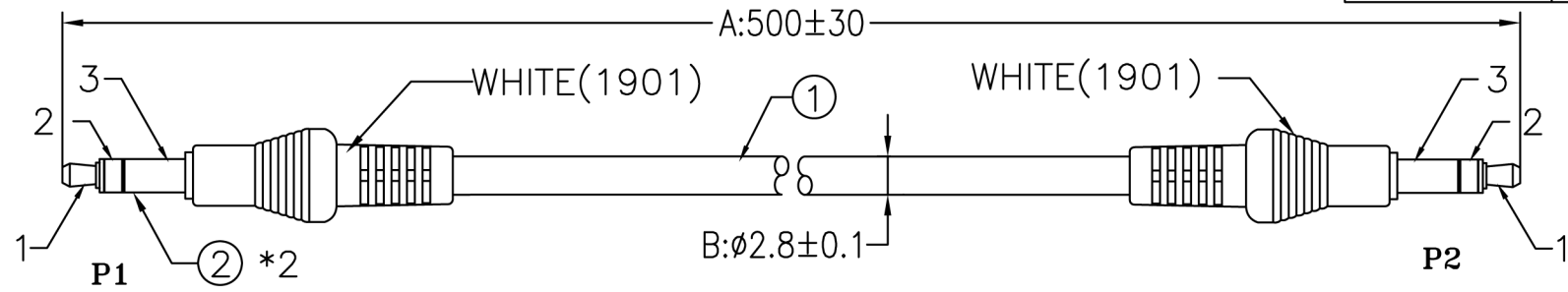


5	6	7
WEIGHT	CUSTOMER NO.:	REMARK
20g-K8	MM-KK-050-WDI	MAG



PINOUT:

P1		P2
1	WHITE	1
2	RED	2
3	SPIRAL	3

NOTES:

- 1) P1,P2 DIE NO:OG02001(1 OUT OF 2 1SET)
- 2) PRIMARY DIMENSION: A,B
- 3) RoHS COMPLIANT.

3	OUTER JACKET PVC 45Pa WHITE(1901)(RoHS)
2	STEREO PHONE 3PIN PLUG $\phi 3.5 * \phi 3.0 * 26.2$ MM PLATED NI(RoHS)
1	UL2547 28#2C+S OD:2.8MM WHITE(1901) 500MM (RoHS)

A	FIRST EDITION	Q.ZhenX	2011/08/08										
REV.	ECR	DESCRIPTION	C.N. DATE										
<small>THESE DRAWINGS AND SPECIFICATIONS ARE THE PROPERTY OF WIRETEK COMPUTER LIMITED AND SHALL NOT BE REPRODUCED COPIED OR USED IN ANY MANNER WITHOUT THE PRIOR WRITTEN CONSENT OF WIRETEK COMPUTER LIMITED.</small>													
<small>UNLESS OTHERWISE SPECIFIED: DIMENSIONS ARE IN MILLIMETERS ANGULAR TOLERANCE: $\pm 1.0^\circ$</small>		TITLE											
		AUDIO CABLE											
<table border="1"> <tr> <th>DIMENSIONS</th> <th>TOLERANCE</th> </tr> <tr> <td>0.00 TO 30.00mm</td> <td>± 0.10mm</td> </tr> <tr> <td>30.01 TO 80.00mm</td> <td>± 0.13mm</td> </tr> <tr> <td>80.01 TO 150.00mm</td> <td>± 0.15mm</td> </tr> <tr> <td>150.01mm</td> <td>± 0.20mm</td> </tr> </table>		DIMENSIONS	TOLERANCE	0.00 TO 30.00mm	± 0.10 mm	30.01 TO 80.00mm	± 0.13 mm	80.01 TO 150.00mm	± 0.15 mm	150.01mm	± 0.20 mm	CHKD.	CONF.
DIMENSIONS	TOLERANCE												
0.00 TO 30.00mm	± 0.10 mm												
30.01 TO 80.00mm	± 0.13 mm												
80.01 TO 150.00mm	± 0.15 mm												
150.01mm	± 0.20 mm												
		DR.	APPD.										
		PART NO.											
		2134-0030											
MATERIAL	FINISH	SCALE	SHEET										
MATERIAL	FINISH	SCALE	SHEET										
			1 / 1										
		UNIT	SIZE										
		MM	A4										
		REV.	A										